


FREEBIES FOR JUNIOR READERS

Fun stuff for ages 6-10




Head to [fremantlepress.com.au/c/freebies](https://www.fremantlepress.com.au/c/freebies) for more free activities



Attack of the something-zilla!

DUNGZILLA



TASK #1

In *Dungzilla*, Sally and Charli turn a dung beetle giant. Think of an animal you would like to enlarge and draw it looming over the city. Give it a name, too - something-zilla!



© From the book *Dungzilla* by James Foley.

-ZILLA



TASK #2

Do some research on the animal you chose. What are your three favourite facts about this animal?

1. _____


2. _____

3. _____



AUSTRALIAN ANIMALS FACT SHEET

In *Wombat, Mudlark and Other Stories*, we learn a lot about different kinds of Australian animals and birds. Through research or from your own knowledge, write down three facts about each of the creatures shown below. These could be about where they live, whether they have feathers or fur, or whether they have claws or paws. Write your facts in the spaces provided. Start by reading the quotes in the boxes below – what fact do they tell you about each animal?



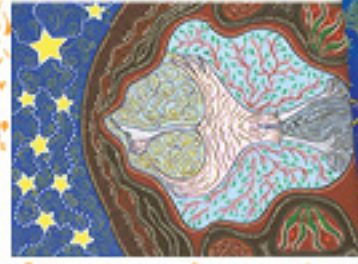
Wombat

'Every night Wombat crawled into his burrow ready to begin his dreaming.'



Dingo

'Little Dingo ... howled and howled and howled long into the night.'



Brolga

'Brolga was a very energetic bird. She was always running around and getting into trouble.'



For more fun, free activities, visit our website: fremantlepress.com.au/classroom-express.
© *Wombat, Mudlark and Other Stories* by Helen Milroy. Published by Fremantle Press.



@FremantlePress



Make Your oWN CoNSTeLLaTioN PRoJecToR

When Pete uses a telescope, the stars which had been pinpricks when he'd looked up a minute ago become big and bright. Like Pete, you can learn about the Australian constellations by making your own projector.

What You Will Need

1. A torch
2. Toilet roll tubes
3. Sticky tape
4. A pin
5. A dark place with a blank wall

Method

1. Cut out the constellation cards.
2. Using your pin, make a hole in each of the stars.
3. Place your constellation cards face down over the end of your toilet roll tube and secure with sticky tape.
4. Shine your torch through the back of the toilet roll tube to project the constellations onto the wall.



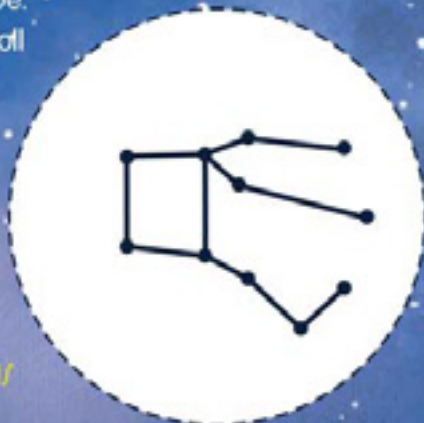
LEO



ORION




LIBRA



PEGASUS



VIRGO



© From the book *Looking Up* by Sally Murphy with illustrations by Aśka.

