

FREEBIES FOR JUNIOR READERS

Fun stuff for ages 6-10



Head to [fremantlepress.com.au/c/freebies](https://www.fremantlepress.com.au/c/freebies) for more free activities



DESIGN YOUR OWN HOLIDAY ADVENTURE

Isaac arrives on Rottnest Island hoping for an awesome holiday adventure, but his mum would rather he stayed inside, where it's safe. Then Isaac meets Emmy. She's allowed to do whatever she wants – and with Emmy daring him on, Isaac's life gets more and more exciting. But when things go horribly wrong, they both wonder whether this time they've gone too far ... Here are some daring things that Emmy and Isaac do on Rottnest Island.



Draw a map of your own island, labelling the activities you'd most like to do with a friend. Include one or two so daring you're not even sure if you'd do them or not.



© From the book *To The Lighthouse* by Cristy Burne with illustrations by Amanda Burnett.



Make Your oWN CoNSTeLLaTioN PRoJecToR


When Pete uses a telescope, the stars which had been pinpricks when he'd looked up a minute ago become big and bright. Like Pete, you can learn about the Australian constellations by making your own projector.

WHaT You Will Need

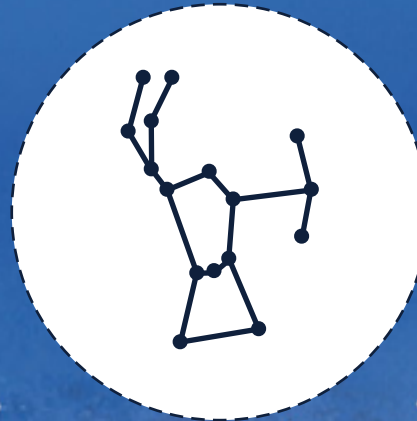
1. A torch
2. Toilet roll tubes
3. Sticky tape
4. A pin
5. A dark place with a blank wall

MeTHoD

1. Cut out the constellation cards.
2. Using your pin, make a hole in each of the stars.
3. Place your constellation cards face down over the end of your toilet roll tube and secure with sticky tape.
4. Shine your torch through the back of the toilet roll tube to project the constellations onto the wall.



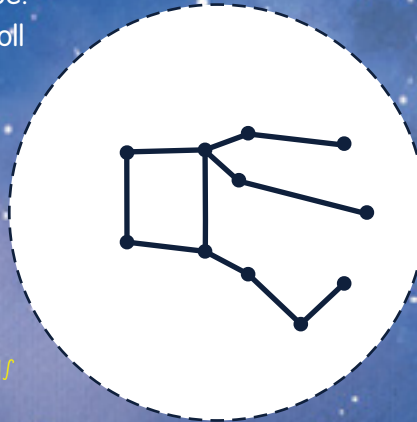
LEO



ORION



LIBRA



PEGASUS



VIRGO



© From the book *Looking Up* by Sally Murphy with illustrations by Aśka.



CREATE YOUR OWN SPECIAL TREE

Grandparents are special, and time spent with them is special too. These four stories share some exciting, happy and even scary times exploring country in the bush and beyond.

Debbie has her own special tree that she calls Gorgemas. Create your own special tree and make up a name for it. Think about whether it has flowers or fruit and, if so, what kinds? What sorts of animals live there?



© From the book *Bush and Beyond* by Tjalaminu Mia, Jessica Lister, Jaylon Tucker and Cheryl Kickett-Tucker with illustrations by Tracey Gibbs.

