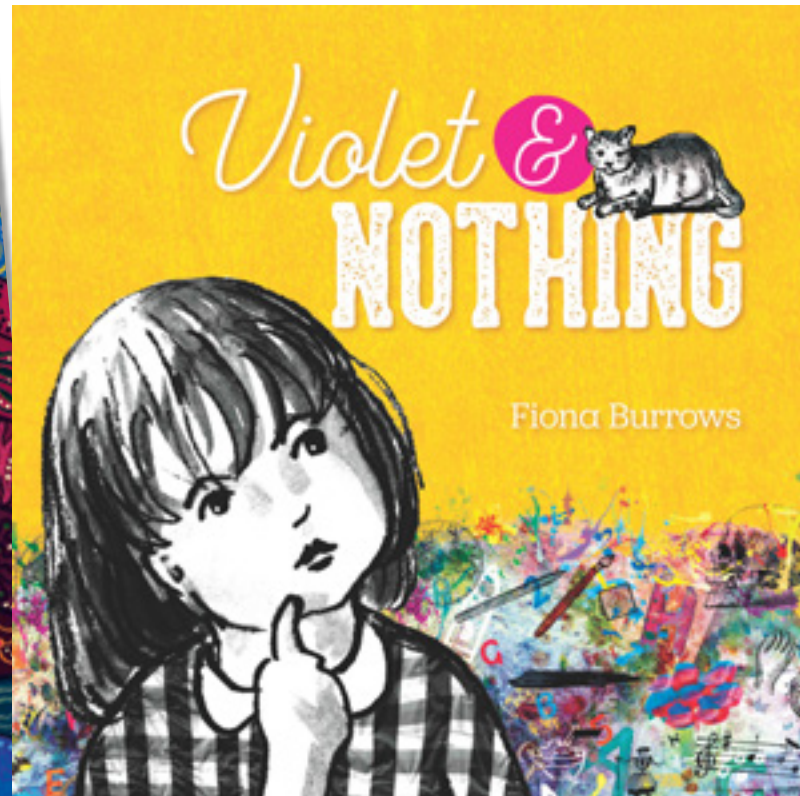



FREEBIES FOR LITTLE ONES

Fun stuff for ages 0-6



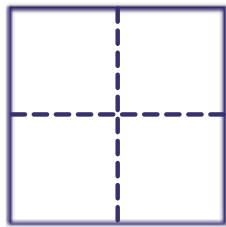
Head to [fremantlepress.com.au/c/freebies](https://www.fremantlepress.com.au/c/freebies) for more free activities



CREATE YOUR OWN PROPHECY MAKER



In *Alex and the Alpacas Save the World*, Alex learns about an ancient prophecy that changes her life. Prophecies determine the future, and they're usually pretty good things, like: 'You are destined for greatness' or 'You will invent the world's best sandwich'. Write down eight of your own prophecies to use in your prophecy maker. Keep them short and to the point.



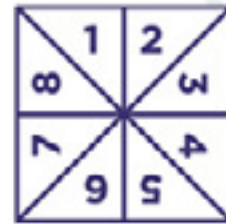
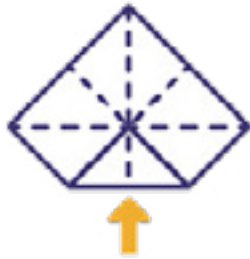
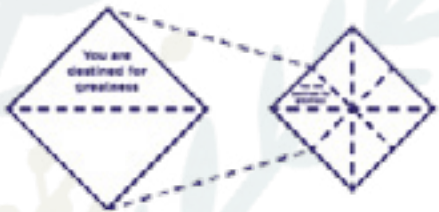
1. Take a square piece of blank paper.

2. Fold it in half and then in half again. Open the paper.

3. Make another two folds diagonally, corner to corner. Open the paper.

4. Fold a corner into the centre point.

5. Repeat for all the other corners. Turn the paper over.



6. Now write each of your 8 prophecies in the triangular sections.

7. Now fold up the bottom tip to meet the centre point.

8. Repeat step 7 for all the corners, then number each triangle 1 to 8.

9. Turn the paper over and write the name of an animal in each square flap.

10. Now, lift up the flaps and fit your forefingers and thumbs into the prophecy maker. It's time to start telling prophecies!

HOW TO TELL A PROPHECY


- Pick an animal from the outside of the prophecy maker and spell its name as you move your fingers in and out (e.g., if you have 'alpaca' then move the prophecy maker six times: A-L-P-A-C-A).
- Next, pick a number from the inside and move your fingers in and out that number of times (e.g., if you pick 3, you move your fingers — you guessed it — three times).
- Pick another number from the selection you've landed on, and open the flap.
- This is your prophecy!



For more fun, free activities, visit our website: fremantlepress.com.au/classroom-express
© Kathryn Lefroy from the book *Alex and the Alpacas Save the World*.

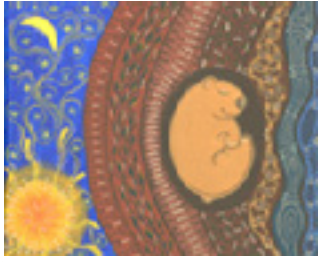
WHAT ARE YOU THINKING ABOUT?

Violet is always thinking. Use the space inside the thought bubble to draw some of the things that you're thinking about.



AUSTRALIAN ANIMALS FACT SHEET

In *Wombat, Mudlark and Other Stories*, we learn a lot about different kinds of Australian animals and birds. Through research or from your own knowledge, write down three facts about each of the creatures shown below. These could be about where they live, whether they have feathers or fur, or whether they have claws or paws. Write your facts in the spaces provided. Start by reading the quotes in the boxes below – what fact do they tell you about each animal?



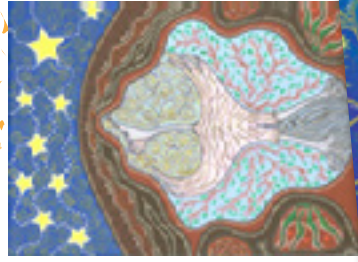
Wombat

'Every night Wombat crawled into his burrow ready to begin his dreaming.'



Dingo

'Little Dingo ... howled and howled and howled long into the night.'



Brolga

'Brolga was a very energetic bird. She was always running around and getting into trouble.'



For more fun, free activities, visit our website: fremantlepress.com.au/classroom-express.
© *Wombat, Mudlark and Other Stories* by Helen Milroy. Published by Fremantle Press.



@FremantlePress

