



# Semaphoric Alphabet Activity Instructions

- 1 Create two flags by colouring two pieces of A4 paper, folding them in half and gluing them around a long stick.
- 2 Use the semaphoric alphabet chart to send the messages below:

SOS ATTENTION HELLO  
STORM(BREAK)COMING

Now try your name:



FIND  
OUT  
MORE ↘



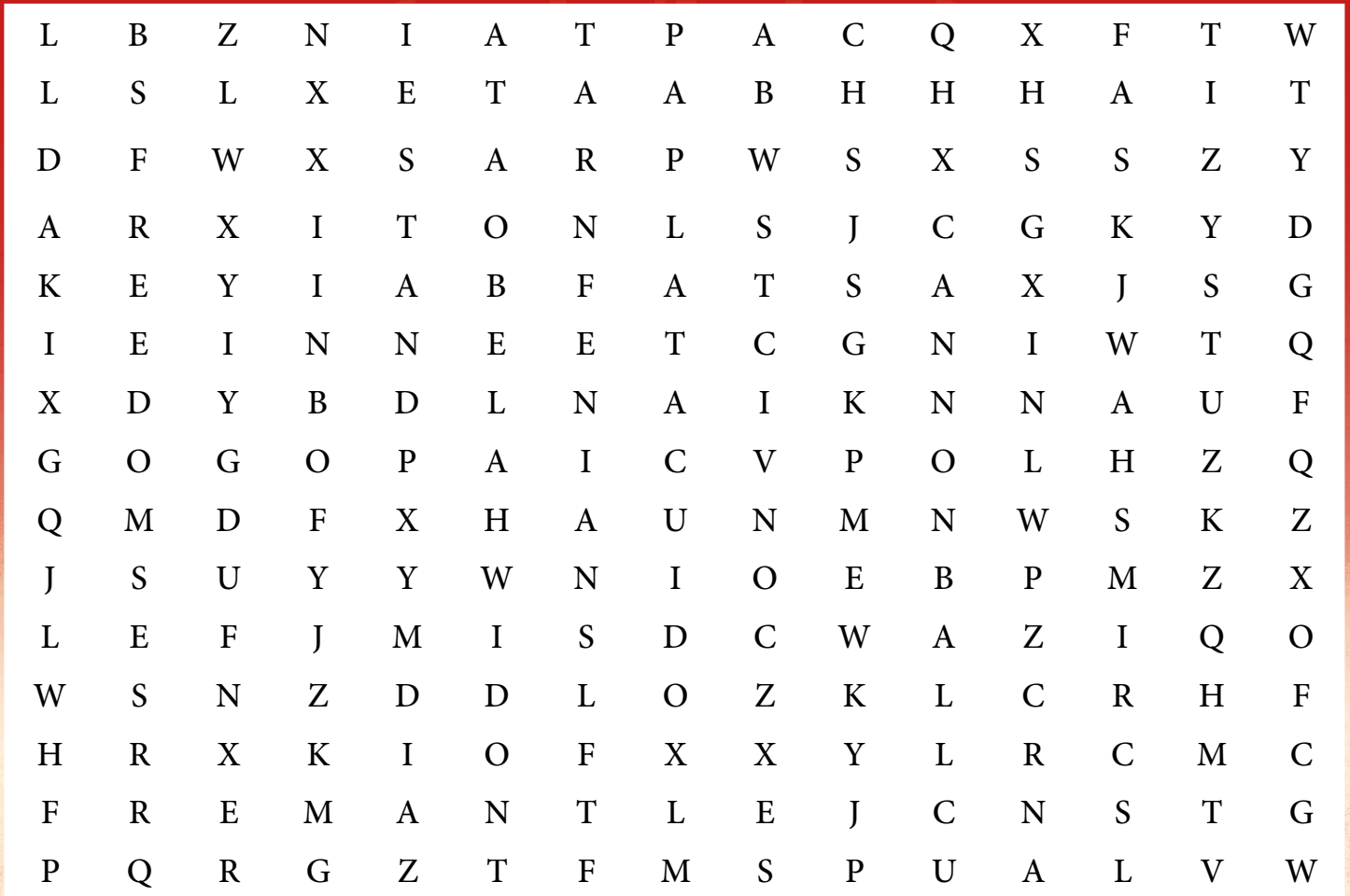
© *Lighthouse Girl* by Dianne Wolfer, illustrated by Brian Simmonds.  
This edition published by Fremantle Press, 2026.  
For more fun, free activities, visit [fremantlepress.com.au/education](http://fremantlepress.com.au/education)

@FremantlePress [fremantlepress.com.au](http://fremantlepress.com.au)



# FIND THE WORDS

Solve the word search below and discuss with a parent or teacher what each word means.



FREEDOM

CANNONBALL

FENIANS

GAOL

SCRIMSHAW


CAPTAIN

CATALPA

WHALEBOAT

FREMANTLE

CONVICTS



FIND  
OUT  
MORE ↘



© *Catalpa* by Mike Lefroy and Joy Lefroy.

Published by Fremantle Press, 2026.

For more fun, free activities, visit [fremantlepress.com.au/education](http://fremantlepress.com.au/education)



@FremantlePress



[fremantlepress.com.au](http://fremantlepress.com.au)